

# Medicare Parts A & B/DME Quarterly Reconsiderations Report

---

**Q1 2025**  
January to March

## 1. Reconsiderations

Category	Part A	Part B	DME
Number of QICs	2	2	1
Appeals Processed at QIC Level	12,791	18,943	10,931
Claims Processed at QIC Level	32,728	26,762	13,354
Timeliness of Appeals Processing at QIC Level	99.87%	99.55%	99.96%

## 2. Top Appeal Categories

### 2.1. Part A

Appeal Category	Decided Claims	% of Total
80-MSP	16,685	51.0%
24-Skilled Nursing Facility	2,942	9.0%
11-Hospice	2,882	8.8%
08-Home Health	1,983	6.1%
39-AC Dismissal	1,512	4.6%
41-Outpatient Hospital / ASC	1,215	3.7%
06-Outpatient Therapies / CORF	980	3.0%
32-Drugs	757	2.3%
30-Pathology/Laboratory	613	1.9%
12-Non-Medicare Benefit	600	1.8%

## 2.2. Part B

Appeal Category	Decided Claims	% of Total
30-Pathology/Laboratory	4,517	16.9%
65-Integum/Musc-skeletal Sur	3,122	11.7%
06-Outpatient Therapies / CORF	2,887	10.8%
67-Nervous System Surgery	2,498	9.3%
31-Imaging/Radiology	2,102	7.9%
07-Ground Transportation	1,922	7.2%
32-Drugs	1,601	6.0%
60-Office E/M Services	1,524	5.7%
39-AC Dismissal	1,323	4.9%
61-Hospital E/M Services	1,008	3.8%

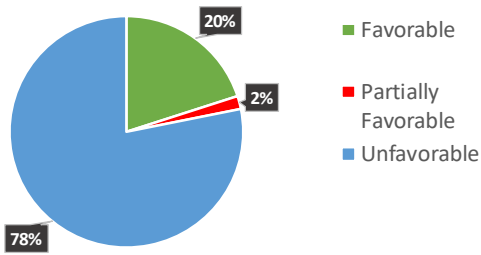
## 2.3. DME

Appeal Category	Decided Claims	% of Total
56-Orthoses	2,434	18.2%
93-Respiratory-Miscellaneous	1,517	11.4%
59-Glucose Monitors	1,458	10.9%
55-Miscellaneous DMEPOS	1,345	10.1%
90-Neg. Pressure Wound Therapy	837	6.3%
88-Ostomy & Urological	757	5.7%
53-Oxygen	691	5.2%
54-Manual Wheelchairs	611	4.6%
94-Surgical Dressings	562	4.2%
89-Pos. Airway Pressure Device	458	3.4%

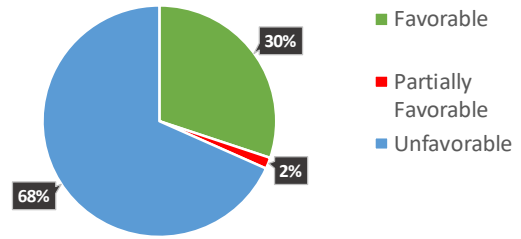
### 3. Dispositions

#### 3.1. Overall Workload

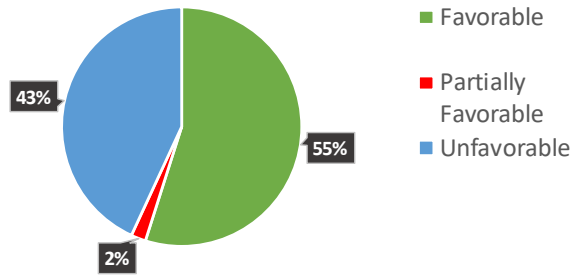
Part A Reconsiderations



Part B Reconsiderations

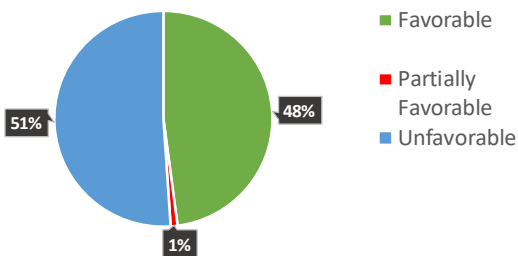


DME Reconsiderations

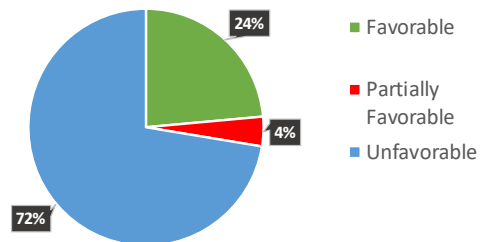


#### 3.2. Specialty Workload

RAC Reconsiderations



UPIC Reconsiderations



## 4. Reversal Reasons

### 4.1. Part A

Reversal Reason	Part A	% of Total
1 - Found new documentation/evidence persuasive	2,112	75.78%
2 - Interpreted/applied law or Medicare policy differently	398	14.28%
10 - Other	259	9.29%
3 - Applied different law or Medicare policy	18	0.65%
4 - Found CMS contractor did not meet procedural requirements	2	0.07%

### 4.2. Part B

Reversal Reason	Part B	% of Total
1 - Found new documentation/evidence persuasive	5,683	94.64%
2 - Interpreted/applied law or Medicare policy differently	232	3.86%
10 - Other	67	1.12%
3 - Applied different law or Medicare policy	20	0.33%

### 4.3. DME

Reversal Reason	DME	% of Total
1 - Found new documentation/evidence persuasive	6,077	97.84%
2 - Interpreted/applied law or Medicare policy differently	96	1.55%
4 - Found CMS contractor did not meet procedural requirements	21	0.34%
3 - Applied different law or Medicare policy	15	0.24%