

Medicare Parts A & B/DME Quarterly Reconsiderations Report

Q3 2025
July to September

1. Reconsiderations

Category	Part A	Part B	DME
Number of QICs	2	2	1
Appeals Processed at QIC Level	15,706	22,291	12,243
Claims Processed at QIC Level	34,606	35,389	14,762
Timeliness of Appeals Processing at QIC Level	99.93%	99.52%	99.76%

2. Top Appeal Categories

2.1. Part A

Appeal Category	Decided Claims	% of Total
80-MSP	14,200	41.0%
24-Skilled Nursing Facility	5,022	14.5%
11-Hospice	2,910	8.4%
08-Home Health	2,421	7.0%
39-AC Dismissal	2,033	5.9%
32-Drugs	1,856	5.4%
41-Outpatient Hospital / ASC	1,340	3.9%
06-Outpatient Therapies / CORF	1,011	2.9%
69-Other Surgery	829	2.4%
42-Acute Inpatient Rehab.	678	2.0%

2.2. Part B

Appeal Category	Decided Claims	% of Total
30-Pathology/Laboratory	8,248	23.3%
06-Outpatient Therapies / CORF	5,201	14.7%
31-Imaging/Radiology	3,788	10.7%
32-Drugs	2,268	6.4%
65-Integum/Musc-skeletal Sur	2,167	6.1%
51-Medical/Surgical Supplies	2,112	6.0%
07-Ground Transportation	1,972	5.6%
39-AC Dismissal	1,624	4.6%
67-Nervous System Surgery	1,619	4.6%
60-Office E/M Services	1,445	4.1%

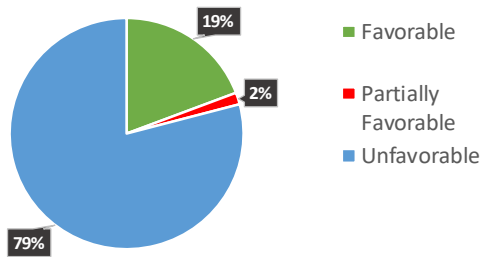
2.3. DME

Appeal Category	Decided Claims	% of Total
56-Orthoses	2,746	18.6%
55-Miscellaneous DMEPOS	1,945	13.2%
93-Respiratory-Miscellaneous	1,366	9.3%
59-Glucose Monitors	1,155	7.8%
90-Neg. Pressure Wound Therapy	915	6.2%
84-Infusion Pumps	802	5.4%
94-Surgical Dressings	792	5.4%
88-Ostomy & Urological	724	4.9%
89-Pos. Airway Pressure Device	715	4.8%
53-Oxygen	616	4.2%

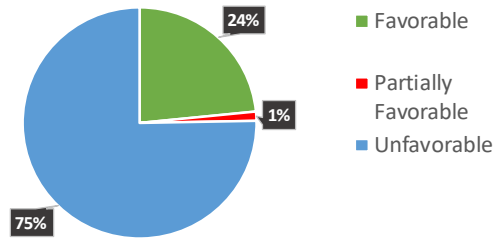
3. Dispositions

3.1. Overall Workload

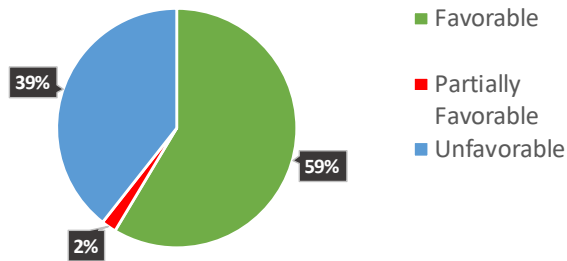
Part A Reconsiderations



Part B Reconsiderations

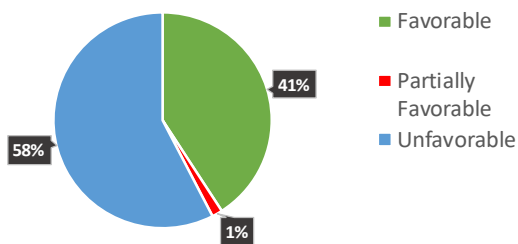


DME Reconsiderations

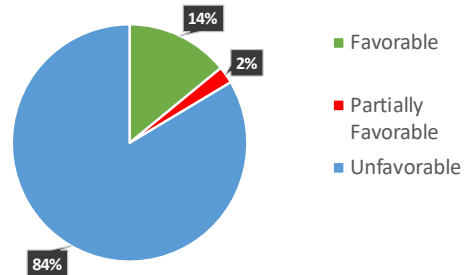


3.2. Specialty Workload

RAC Reconsiderations



UPIC Reconsiderations



4. Reversal Reasons

4.1. Part A

Reversal Reason	Part A	% of Total
1 - Found new documentation/evidence persuasive	2,771	85.0%
2 - Interpreted/applied law or Medicare policy differently	377	11.6%
10 - Other	111	3.4%
4 - Found CMS contractor did not meet procedural requirements	1	0.0%

4.2. Part B

Reversal Reason	Part B	% of Total
1 - Found new documentation/evidence persuasive	5,096	92.6%
2 - Interpreted/applied law or Medicare policy differently	311	5.7%
10 - Other	79	1.4%
3 - Applied different law or Medicare policy	15	0.3%
4 - Found CMS contractor did not meet procedural requirements	1	0.0%

4.3. DME

Reversal Reason	DME	% of Total
1 - Found new documentation/evidence persuasive	7,340	98.9%
2 - Interpreted/applied law or Medicare policy differently	64	0.9%
3 - Applied different law or Medicare policy	9	0.1%
10 - Other	6	0.1%