

Medicare Parts A & B/DME Quarterly Reconsiderations Report

Q3 2024
July to September

1. Reconsiderations

Category	Part A	Part B	DME
Number of QICs	2	2	1
Appeals Processed at QIC Level	15,120	21,680	9,498
Claims Processed at QIC Level	44,214	45,966	12,882
Timeliness of Appeals Processing at QIC Level	99.90%	99.36%	100.00%

2. Top Appeal Categories

2.1. Part A

Appeal Category	Decided Claims	% of Total
80-MSP	20,477	46.3%
11-Hospice	8,971	20.3%
24-Skilled Nursing Facility	2,838	6.4%
39-AC Dismissal	2,591	5.9%
08-Home Health	1,904	4.3%
41-Outpatient Hospital / ASC	1,830	4.1%
32-Drugs	1,109	2.5%
06-Outpatient Therapies / CORF	936	2.1%
03-Acute Inpatient Hospital	668	1.5%
31-Imaging/Radiology	562	1.3%

2.2. Part B

Appeal Category	Decided Claims	% of Total
65-Integum/Musc-skeletal Sur	10,683	23.2%
33-Vision Services	8,711	19.0%
30-Pathology/Laboratory	4,793	10.4%
31-Imaging/Radiology	3,116	6.8%
07-Ground Transportation	2,858	6.2%
06-Outpatient Therapies / CORF	2,501	5.4%
67-Nervous System Surgery	1,975	4.3%
39-AC Dismissal	1,483	3.2%
32-Drugs	1,468	3.2%
44-Outpt Psych/Com Mental Hlth	1,453	3.2%

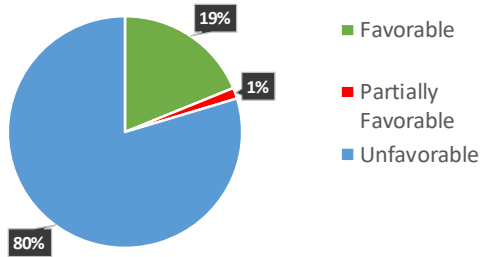
2.3. DME

Appeal Category	Decided Claims	% of Total
56-Orthoses	1,990	15.4%
55-Miscellaneous DMEPOS	1,674	13.0%
93-Respiratory-Miscellaneous	1,191	9.2%
91-Pneumatic compressor	1,057	8.2%
90-Neg. Pressure Wound Therapy	1,023	7.9%
59-Glucose Monitors	1,018	7.9%
88-Ostomy & Urological	610	4.7%
85-Power Mobility Devices	516	4.0%
58-Enteral/Parenteral Nutri.	495	3.8%
54-Manual Wheelchairs	483	3.7%

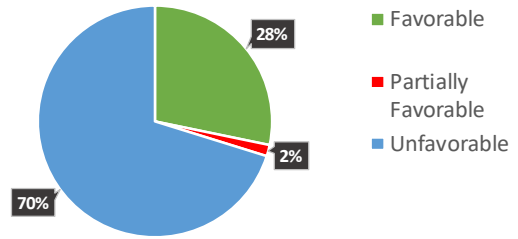
3. Dispositions

3.1. Overall Workload

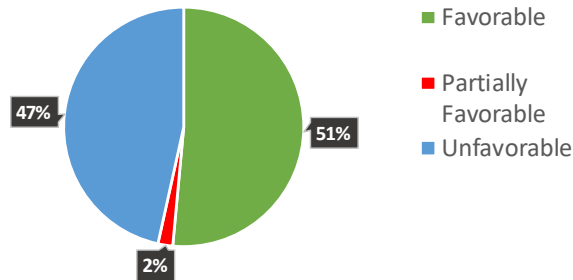
Part A Reconsiderations



Part B Reconsiderations

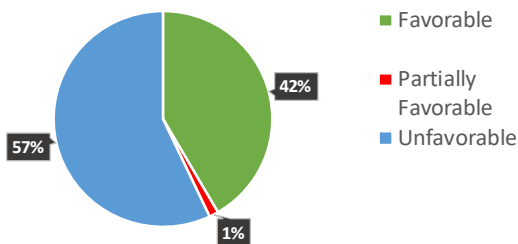


DME Reconsiderations

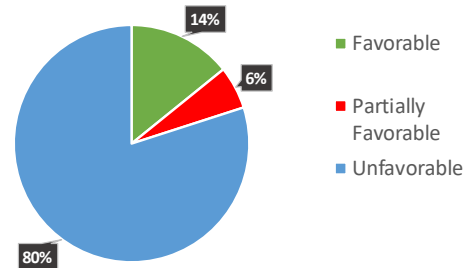


3.2. Specialty Workload

RAC Reconsiderations



UPIC Reconsiderations



4. Reversal Reasons

4.1. Part A

Reversal Reason	Part A	% of Total
1 - Found new documentation/evidence persuasive	2,279	74.3%
2 - Interpreted/applied law or Medicare policy differently	506	16.5%
10 - Other	267	8.7%
3 - Applied different law or Medicare policy	16	0.5%

4.2. Part B

Reversal Reason	Part B	% of Total
1 - Found new documentation/evidence persuasive	6,079	94.1%
2 - Interpreted/applied law or Medicare policy differently	217	3.4%
10 - Other	120	1.9%
4 - Found CMS contractor did not meet procedural requirements	30	0.5%
3 - Applied different law or Medicare policy	16	0.2%

4.3. DME

Reversal Reason	DME	% of Total
1 - Found new documentation/evidence persuasive	4,920	96.9%
2 - Interpreted/applied law or Medicare policy differently	125	2.5%
4 - Found CMS contractor did not meet procedural requirements	23	0.5%
10 - Other	6	0.1%
3 - Applied different law or Medicare policy	3	0.1%