

Medicare Parts A & B/DME Quarterly Reconsiderations Report

Q2 2025

April to June

1. Reconsiderations

Category	Part A	Part B	DME
Number of QICs	2	2	1
Appeals Processed at QIC Level	15,234	23,380	11,158
Claims Processed at QIC Level	33,070	34,218	14,816
Timeliness of Appeals Processing at QIC Level	99.95%	99.65%	99.98%

2. Top Appeal Categories

2.1. Part A

Appeal Category	Decided Claims	% of Total
80-MSP	14,364	43.4%
24-Skilled Nursing Facility	3,824	11.6%
08-Home Health	2,532	7.7%
11-Hospice	2,276	6.9%
32-Drugs	2,081	6.3%
39-AC Dismissal	2,040	6.2%
41-Outpatient Hospital / ASC	1,430	4.3%
06-Outpatient Therapies / CORF	844	2.6%
31-Imaging/Radiology	673	2.0%
42-Acute Inpatient Rehab.	640	1.9%

2.2. Part B

Appeal Category	Decided Claims	% of Total
06-Outpatient Therapies / CORF	5,824	17.0%
30-Pathology/Laboratory	4,279	12.5%
31-Imaging/Radiology	4,187	12.2%
65-Integum/Musc-skeletal Sur	3,554	10.4%
67-Nervous System Surgery	2,092	6.1%
07-Ground Transportation	2,081	6.1%
32-Drugs	1,989	5.8%
51-Medical/Surgical Supplies	1,864	5.4%
60-Office E/M Services	1,632	4.8%
39-AC Dismissal	1,608	4.7%

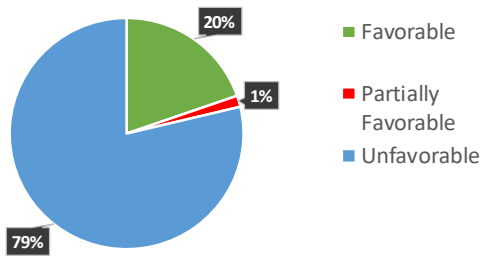
2.3. DME

Appeal Category	Decided Claims	% of Total
56-Orthoses	2,442	16.5%
55-Miscellaneous DMEPOS	2,332	15.7%
93-Respiratory-Miscellaneous	1,893	12.8%
59-Glucose Monitors	1,038	7.0%
84-Infusion Pumps	827	5.6%
90-Neg. Pressure Wound Therapy	772	5.2%
53-Oxygen	737	5.0%
88-Ostomy & Urological	734	5.0%
58-Enteral/Parenteral Nutri.	658	4.4%
89-Pos. Airway Pressure Device	639	4.3%

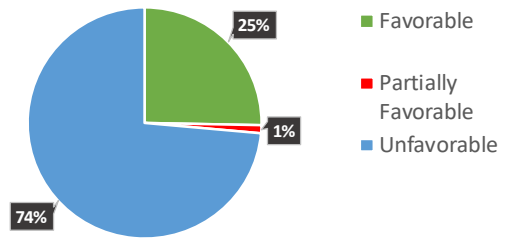
3. Dispositions

3.1. Overall Workload

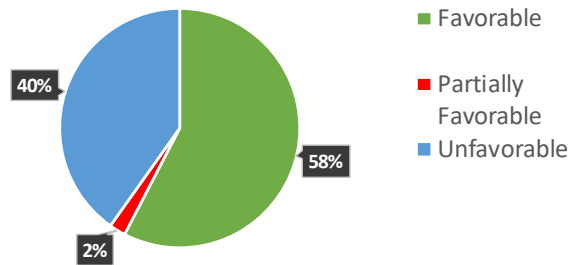
Part A Reconsiderations



Part B Reconsiderations

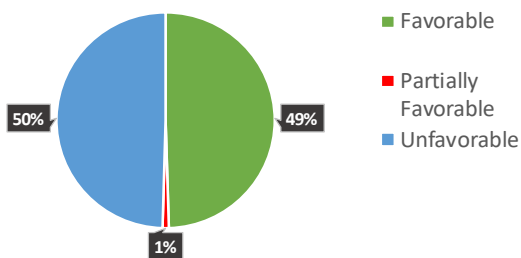


DME Reconsiderations

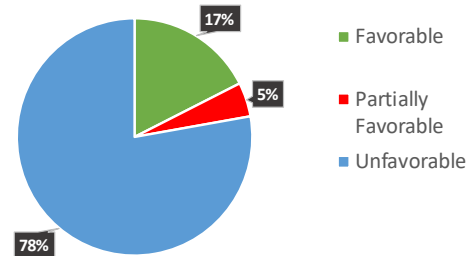


3.2. Specialty Workload

RAC Reconsiderations



UPIC Reconsiderations



4. Reversal Reasons

4.1. Part A

Reversal Reason	Part A	% of Total
1 - Found new documentation/evidence persuasive	2,699	83.38%
2 - Interpreted/applied law or Medicare policy differently	335	10.35%
10 - Other	175	5.41%
3 - Applied different law or Medicare policy	28	0.86%

4.2. Part B

Reversal Reason	Part B	% of Total
1 - Found new documentation/evidence persuasive	5,860	94.90%
2 - Interpreted/applied law or Medicare policy differently	225	3.64%
10 - Other	66	1.07%
3 - Applied different law or Medicare policy	22	0.36%
4 - Found CMS contractor did not meet procedural requirements	2	0.03%

4.3. DME

Reversal Reason	DME	% of Total
1 - Found new documentation/evidence persuasive	6,551	98.17%
2 - Interpreted/applied law or Medicare policy differently	98	1.47%
4 - Found CMS contractor did not meet procedural requirements	20	0.30%
3 - Applied different law or Medicare policy	3	0.04%
10 - Other	1	0.01%