

Medicare Parts A & B/DME Quarterly Reconsiderations Trends

Q1 2024
January to March

1. Reconsiderations

Category	Part A	Part B	DME
Number of QICs	2	2	1
Appeals Processed at QIC Level	13,097	20,014	10,506
Claims Processed at QIC Level	39,963	29,277	13,030
Timeliness of Appeals Processing at QIC Level	99.90%	99.79%	99.97%

2. Top Appeal Categories

2.1. Part A

Appeal Category	Decided Claims	% of Total
80-MSP	19,145	47.9%
11-Hospice	7,104	17.8%
24-Skilled Nursing Facility	2,778	7.0%
08-Home Health	2,230	5.6%
39-AC Dismissal	1,872	4.7%
32-Drugs	1,481	3.7%
41-Outpatient Hospital / ASC	1,247	3.1%
06-Outpatient Therapies / CORF	836	2.1%
03-Acute Inpatient Hospital	672	1.7%
69-Other Surgery	649	1.6%

2.2. Part B

Appeal Category	Decided Claims	% of Total
30-Pathology/Laboratory	4,220	14.4%
31-Imaging/Radiology	3,470	11.9%
65-Integum/Musc-skeletal Sur	2,782	9.5%
67-Nervous System Surgery	2,570	8.8%
07-Ground Transportation	2,382	8.1%
06-Outpatient Therapies / CORF	2,259	7.7%
51-Medical/Surgical Supplies	1,853	6.3%
32-Drugs	1,557	5.3%
60-Office E/M Services	1,457	5.0%
39-AC Dismissal	1,445	4.9%

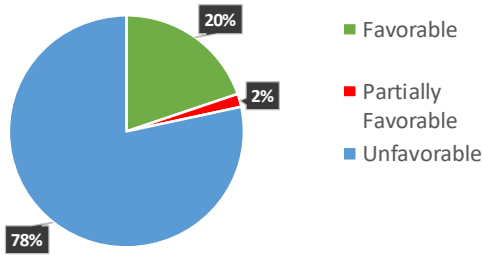
2.3. DME

Appeal Category	Decided Claims	% of Total
56-Orthoses	2,591	19.9%
55-Miscellaneous DMEPOS	1,461	11.2%
58-Enteral/Parenteral Nutri.	1,028	7.9%
93-Respiratory-Miscellaneous	920	7.1%
91-Pneumatic compressor	916	7.0%
59-Glucose Monitors	853	6.5%
54-Manual Wheelchairs	749	5.7%
90-Neg. Pressure Wound Therapy	689	5.3%
88-Ostomy & Urological	588	4.5%
94-Surgical Dressings	566	4.3%

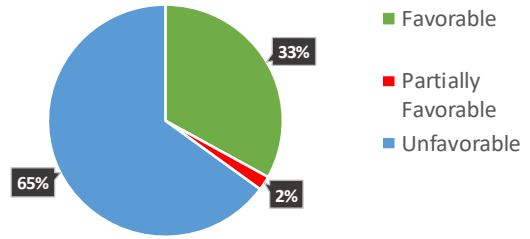
3. Dispositions

3.1. Overall Workload

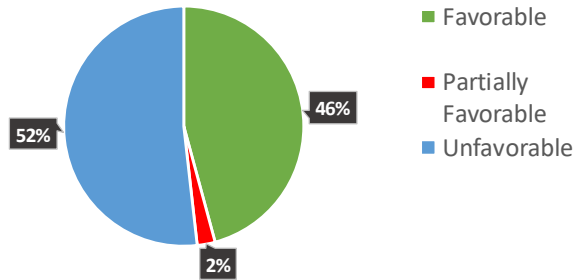
Part A Reconsiderations



Part B Reconsiderations

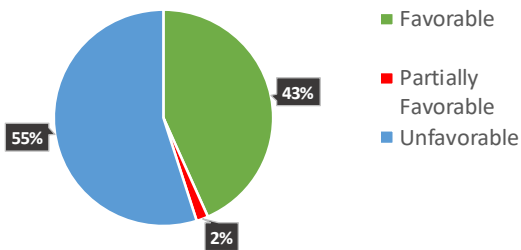


DME Reconsiderations

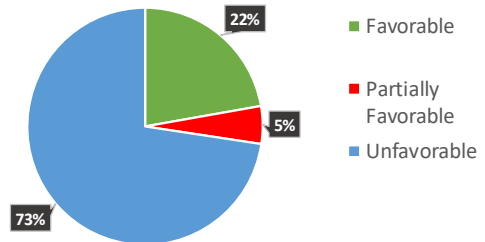


3.2. Specialty Workload

RAC Reconsiderations



UPIC Reconsiderations



4. Reversal Reasons

4.1. Part A

Reversal Reason	Part A	% of Total
1 - Found new documentation/evidence persuasive	2,159	76.3%
2 - Interpreted/applied law or Medicare policy differently	423	15.0%
10 - Other	225	8.0%
3 - Applied different law or Medicare policy	21	0.7%

4.2. Part B

Reversal Reason	Part B	% of Total
1 - Found new documentation/evidence persuasive	6,557	94.0%
2 - Interpreted/applied law or Medicare policy differently	290	4.2%
10 - Other	82	1.2%
3 - Applied different law or Medicare policy	44	0.6%
4 - Found CMS contractor did not meet procedural requirements	43	0.6%

4.3. DME

Reversal Reason	DME	% of Total
1 - Found new documentation/evidence persuasive	4,894	96.9%
2 - Interpreted/applied law or Medicare policy differently	96	1.9%
10 - Other	31	0.6%
4 - Found CMS contractor did not meet procedural requirements	30	0.6%
3 - Applied different law or Medicare policy	12	0.2%