

Medicare Parts A & B/DME Quarterly Reconsiderations Report

Q2 2024

April to June

1. Reconsiderations

Category	Part A	Part B	DME
Number of QICs	2	2	1
Appeals Processed at QIC Level	14,788	25,850	10,148
Claims Processed at QIC Level	40,731	42,405	13,172
Timeliness of Appeals Processing at QIC Level	99.82%	99.56%	99.97%

2. Top Appeal Categories

2.1. Part A

Appeal Category	Decided Claims	% of Total
80-MSP	20,253	49.7%
11-Hospice	4,885	12.0%
24-Skilled Nursing Facility	3,079	7.6%
08-Home Health	2,443	6.0%
39-AC Dismissal	2,388	5.9%
41-Outpatient Hospital / ASC	1,732	4.3%
32-Drugs	1,212	3.0%
06-Outpatient Therapies / CORF	755	1.9%
03-Acute Inpatient Hospital	709	1.7%
69-Other Surgery	657	1.6%

2.2. Part B

Appeal Category	Decided Claims	% of Total
65-Integum/Musc-skeletal Sur	11,962	28.2%
30-Pathology/Laboratory	4,022	9.5%
33-Vision Services	3,924	9.3%
31-Imaging/Radiology	3,392	8.0%
51-Medical/Surgical Supplies	2,257	5.3%
67-Nervous System Surgery	2,196	5.2%
07-Ground Transportation	2,021	4.8%
06-Outpatient Therapies / CORF	1,603	3.8%
39-AC Dismissal	1,495	3.5%
32-Drugs	1,332	3.1%

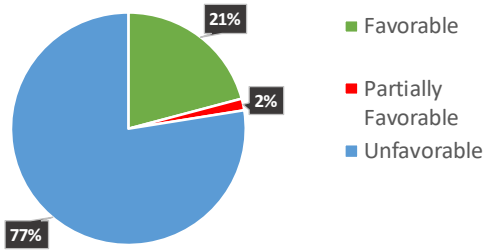
2.3. DME

Appeal Category	Decided Claims	% of Total
56-Orthoses	2,409	18.3%
55-Miscellaneous DMEPOS	1,313	10.0%
93-Respiratory-Miscellaneous	1,053	8.0%
91-Pneumatic compressor	997	7.6%
59-Glucose Monitors	978	7.4%
90-Neg. Pressure Wound Therapy	932	7.1%
54-Manual Wheelchairs	705	5.4%
58-Enteral/Parenteral Nutri.	662	5.0%
88-Ostomy & Urological	575	4.4%
86-Nebulizers & Drugs	572	4.3%

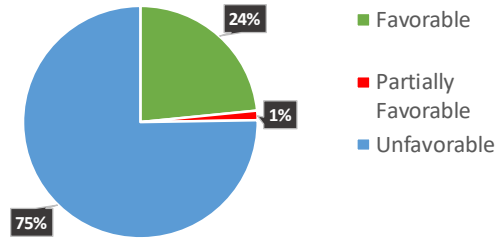
3. Dispositions

3.1. Overall Workload

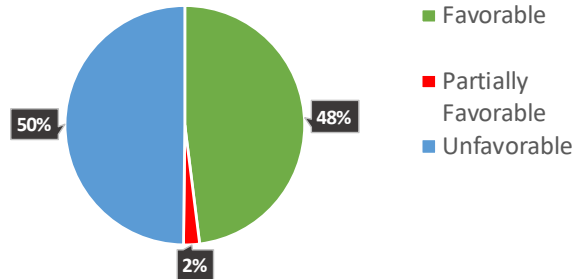
Part A Reconsiderations



Part B Reconsiderations

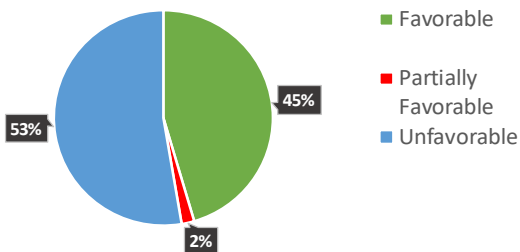


DME Reconsiderations

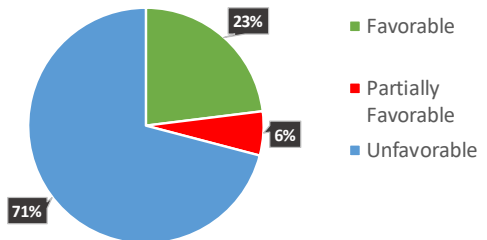


3.2. Specialty Workload

RAC Reconsiderations



UPIC Reconsiderations



4. Reversal Reasons

4.1. Part A

Reversal Reason	Part A	% of Total
1 - Found new documentation/evidence persuasive	2,622	79.0%
2 - Interpreted/applied law or Medicare policy differently	457	13.8%
10 - Other	218	6.6%
3 - Applied different law or Medicare policy	23	0.7%

4.2. Part B

Reversal Reason	Part B	% of Total
1 - Found new documentation/evidence persuasive	5,926	92.9%
2 - Interpreted/applied law or Medicare policy differently	359	5.6%
10 - Other	79	1.2%
3 - Applied different law or Medicare policy	18	0.3%
4 - Found CMS contractor did not meet procedural requirements	8	0.1%

4.3. DME

Reversal Reason	DME	% of Total
1 - Found new documentation/evidence persuasive	4,929	97.0%
2 - Interpreted/applied law or Medicare policy differently	74	1.5%
4 - Found CMS contractor did not meet procedural requirements	58	1.1%
10 - Other	21	0.4%
3 - Applied different law or Medicare policy	9	0.2%