

Medicare Parts A & B/DME Quarterly Reconsiderations Report

Q1 2026
January to March

1. Reconsiderations

Category	Part A	Part B	DME
Number of QICs	2	2	1
Appeals Processed at QIC Level	13,920	24,826	9,962
Claims Processed at QIC Level	32,590	33,854	11,484
Timeliness of Appeals Processing at QIC Level	99.85%	98.33%	99.99%

2. Top Appeal Categories

2.1. Part A

Appeal Category	Decided Claims	% of Total
80-MSP	13,871	42.6%
11-Hospice	4,495	13.8%
24-Skilled Nursing Facility	3,312	10.2%
08-Home Health	2,737	8.4%
39-AC Dismissal	1,974	6.1%
32-Drugs	1,321	4.1%
41-Outpatient Hospital / ASC	1,227	3.8%
31-Imaging/Radiology	657	2.0%
03-Acute Inpatient Hospital	610	1.9%
30-Pathology/Laboratory	560	1.7%

2.2. Part B

Appeal Category	Decided Claims	% of Total
06-Outpatient Therapies / CORF	5,477	16.2%
30-Pathology/Laboratory	4,507	13.3%
51-Medical/Surgical Supplies	3,548	10.5%
39-AC Dismissal	2,731	8.1%
32-Drugs	2,661	7.9%
65-Integum/Musc-skeletal Sur	2,083	6.2%
31-Imaging/Radiology	2,021	6.0%
50-Other	1,854	5.5%
07-Ground Transportation	1,598	4.7%
60-Office E/M Services	1,555	4.6%

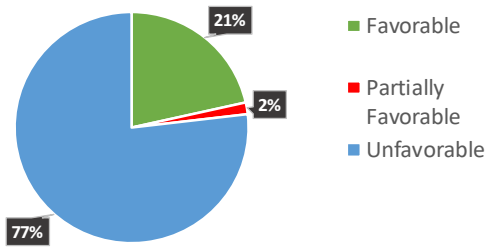
2.3. DME

Appeal Category	Decided Claims	% of Total
56-Orthoses	2,802	24.4%
55-Miscellaneous DMEPOS	1,413	12.3%
94-Surgical Dressings	1,328	11.6%
59-Glucose Monitors	787	6.9%
93-Respiratory-Miscellaneous	676	5.9%
88-Ostomy & Urological	587	5.1%
89-Pos. Airway Pressure Device	518	4.5%
53-Oxygen	439	3.8%
90-Neg. Pressure Wound Therapy	437	3.8%
84-Infusion Pumps	408	3.6%

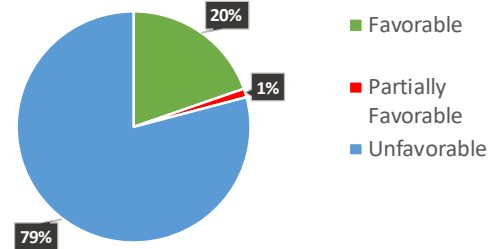
3. Dispositions

3.1. Overall Workload

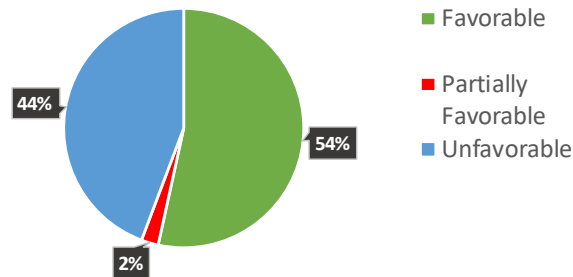
Part A Reconsiderations



Part B Reconsiderations

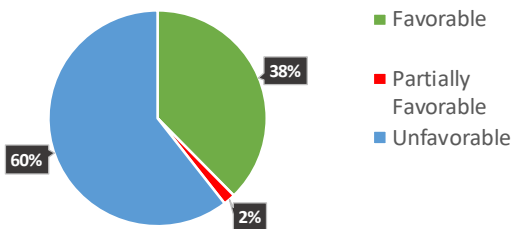


DME Reconsiderations

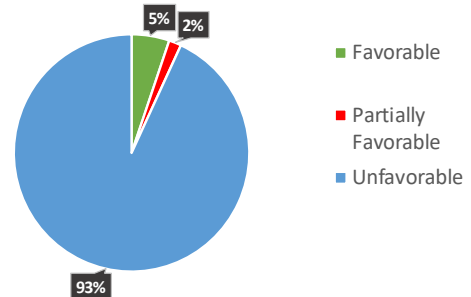


3.2. Specialty Workload

RAC Reconsiderations



UPIC Reconsiderations



4. Reversal Reasons

4.1. Part A

Reversal Reason	Part A	% of Total
1 - Found new documentation/evidence persuasive	2,673	83.2%
10 - Other	310	9.6%
2 - Interpreted/applied law or Medicare policy differently	228	7.1%
4 - Found CMS contractor did not meet procedural requirements	2	0.1%

4.2. Part B

Reversal Reason	Part B	% of Total
1 - Found new documentation/evidence persuasive	4,611	93.3%
2 - Interpreted/applied law or Medicare policy differently	256	5.2%
10 - Other	70	1.4%
3 - Applied different law or Medicare policy	5	0.1%

4.3. DME

Reversal Reason	DME	% of Total
1 - Found new documentation/evidence persuasive	5,543	99.9%
2 - Interpreted/applied law or Medicare policy differently	4	0.1%
3 - Applied different law or Medicare policy	1	0.0%