

# Medicare Parts A & B/DME Quarterly Reconsiderations Report

---

**Q4 2025**  
October to December

## 1. Reconsiderations

Category	Part A	Part B	DME
Number of QICs	2	2	1
Appeals Processed at QIC Level	16,124	24,432	9,496
Claims Processed at QIC Level	36,441	31,517	15,372
Timeliness of Appeals Processing at QIC Level	99.23%	99.26%	99.98%

## 2. Top Appeal Categories

### 2.1. Part A

Appeal Category	Decided Claims	% of Total
80-MSP	15,544	42.7%
24-Skilled Nursing Facility	4,057	11.1%
11-Hospice	3,713	10.2%
08-Home Health	2,604	7.1%
39-AC Dismissal	2,330	6.4%
32-Drugs	2,221	6.1%
41-Outpatient Hospital / ASC	1,497	4.1%
31-Imaging/Radiology	810	2.2%
03-Acute Inpatient Hospital	681	1.9%
69-Other Surgery	645	1.8%

## 2.2. Part B

Appeal Category	Decided Claims	% of Total
30-Pathology/Laboratory	5,752	18.3%
06-Outpatient Therapies / CORF	4,486	14.2%
51-Medical/Surgical Supplies	2,662	8.4%
32-Drugs	2,188	6.9%
65-Integum/Musc-skeletal Sur	2,030	6.4%
31-Imaging/Radiology	1,889	6.0%
07-Ground Transportation	1,820	5.8%
39-AC Dismissal	1,727	5.5%
50-Other	1,699	5.4%
60-Office E/M Services	1,475	4.7%

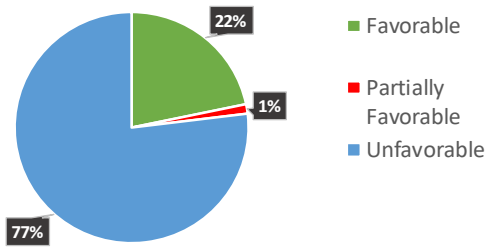
## 2.3. DME

Appeal Category	Decided Claims	% of Total
64-Wheelchair Seat Option Acc	4,472	29.1%
56-Orthoses	2,370	15.4%
55-Miscellaneous DMEPOS	1,563	10.2%
93-Respiratory-Miscellaneous	976	6.3%
84-Infusion Pumps	743	4.8%
94-Surgical Dressings	719	4.7%
59-Glucose Monitors	677	4.4%
90-Neg. Pressure Wound Therapy	536	3.5%
89-Pos. Airway Pressure Device	512	3.3%
88-Ostomy & Urological	499	3.2%

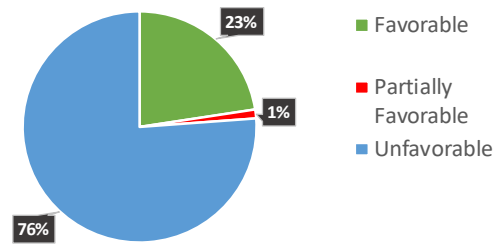
### 3. Dispositions

#### 3.1. Overall Workload

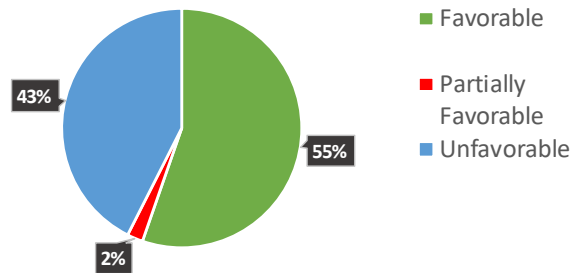
Part A Reconsiderations



Part B Reconsiderations

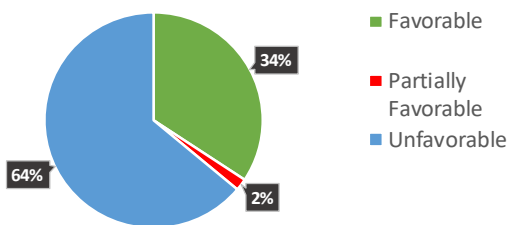


DME Reconsiderations

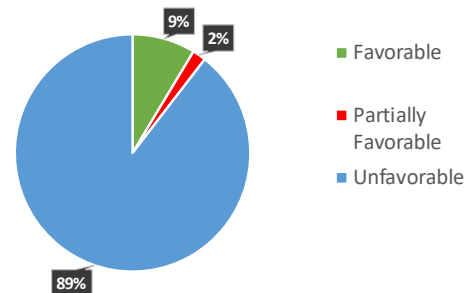


#### 3.2. Specialty Workload

RAC Reconsiderations



UPIC Reconsiderations



## 4. Reversal Reasons

### 4.1. Part A

Reversal Reason	Part A	% of Total
1 - Found new documentation/evidence persuasive	3,177	85.4%
2 - Interpreted/applied law or Medicare policy differently	313	8.4%
10 - Other	208	5.6%
3 - Applied different law or Medicare policy	22	0.6%

### 4.2. Part B

Reversal Reason	Part B	% of Total
1 - Found new documentation/evidence persuasive	5,290	94.0%
2 - Interpreted/applied law or Medicare policy differently	241	4.3%
10 - Other	86	1.5%
3 - Applied different law or Medicare policy	9	0.2%
4 - Found CMS contractor did not meet procedural requirements	2	0.0%

### 4.3. DME

Reversal Reason	DME	% of Total
1 - Found new documentation/evidence persuasive	5,451	99.9%
2 - Interpreted/applied law or Medicare policy differently	3	0.1%